


1. Go to <https://www.codlrc.org/LinkedInLearning>

Enter your full dupage.edu (students) OR cod.edu (faculty and staff) email address.




Welcome to LinkedIn Learning!




Enter your work email to verify your account

[Verify email](#)




- See trending courses for your profession
- Learn from industry experts
- Get customized recommendations

[About](#) • [Become an Instructor](#) • [Help](#) • [Privacy & Terms](#) ^


 LinkedIn Corporation © 2019

Welcome to LinkedIn Learning!



We've sent an email to **koteles@cod.edu**. Please check your inbox to activate your account.

[About](#) • [Become an Instructor](#) • [Help](#) • [Privacy & Terms](#) ^

 LinkedIn Corporation © 2019

2. Check your email for this confirmation email:

College of DuPage has given you access to LinkedIn Learning.



College of DuPage via LinkedIn Learning <messages-noreply@linkedin.com>

Koteles, Colin

Wednesday, August 7, 2019 at 12:03 PM

[Show Details](#)

[Report Suspicious Mail](#)

[Manage Add-ins...](#)

LinkedIn LEARNING

English | français | Deutsch | español

Your organization has upgraded your Lynda.com account to LinkedIn Learning.

With LinkedIn Learning, the same great content from Lynda.com is delivered through an intuitive, new learning experience that's more personalized and easy-to-use.

[Activate account now](#)

[Learn more about LinkedIn Learning:](#)

3. Click “Activate account now.” You’ll see this screen:

Welcome!

You now have access to LinkedIn Learning. Connect your LinkedIn account and:


- Continue where you left off on Lynda.com
- See trending courses for your profession
- Get personalized recommendations
- Learn from industry experts

[Connect my LinkedIn account](#)


[Continue without LinkedIn](#)

4. Click “Continue without LinkedIn”

Welcome!



You now have access to LinkedIn Learning. Connect your LinkedIn account and:

 Continue where you left off on Lvnda.com

You're going to miss out on smart course recommendations based on what others in your field enjoy and find useful.

Are you sure you don't want to connect your LinkedIn account?

[Connect my LinkedIn account](#)

[Do not connect my account](#)

[Close](#)

5. Confirm “Do not connect my account.”

Welcome to LinkedIn Learning!

To confirm your identity, please enter your email verification code.

koteles@cod.edu

Send verification code

.....

.....|

Create




Cancel

[Already have an account?](#)

Have questions about creating a new LinkedIn Learning account? [Learn more](#)
LinkedIn Terms and Privacy Policy apply

6. This is a little confusing because you had to send and copy a verification code. Once you do that, you’re walked through some optional questionnaires.

What are you most interested in?
You'll still see options from all categories

<p>Business</p>  <p>Leadership, entrepreneurship and more →</p>	<p>Creative</p>  <p>Graphic design, photography and more →</p>	<p>Technology</p>  <p>Software engineering, IT and more →</p>
---	--	---

[I'm not sure yet](#)

7. After that you're to the usual home page but get a warning you're missing out on stuff because you didn't link your LinkedIn account. Don't worry about this. You are not missing anything. The full content is available whether you connect a LinkedIn account or not.

The screenshot displays the LinkedIn Learning interface. At the top is a dark blue navigation bar with the LinkedIn Learning logo, a search bar, and navigation links for Home, In Progress, Saved, Me, and Go to Admin. Below the navigation bar is a grey banner with a disclaimer: "As with other LinkedIn services, LinkedIn Learning is subject to our Terms and Privacy Policy. Learn More." The main content area features a blue banner with the text "Welcome to LinkedIn Learning!" and buttons for "Take a Tour" and "No Thanks". Below this is a featured video player for "Aaron Dignan on Transformational Change", including a "FEATURED" tag, a "Released 2 weeks ago" timestamp, the speaker's name and title, and a video thumbnail. The bottom section is titled "Recommended for you" and contains a lightbulb icon with the text "Connect your profile to unlock premium recommendations", three placeholder cards, and a "Get Help" button.